


# HEAVY-DUTY STEEL WELDED GRATING

1-3/16" CENTER TO CENTER OF BEARING BARS


19-4

19-2

CROSS BAR 4" C/C



CROSS BAR 2" C/C



## STATIC LOAD TABLE

U - Safe uniform load in pounds per square foot. C - Safe concentrated load in pounds per foot of grating width. Material: A36  
 Loads given are theoretical and are based on a maximum allowable fiber stress of 20,000 PSI. E = 30,000,000 PSI.

Bar Size	Symbol	Approx. Weight Lbs./Sq. Ft.	Sec. Mod. Per Ft. Of Width	SPAN (LGTH. BRG. BAR)													
				1'-0"	1'-6"	2'-0"	2'-6"	3'-0"	3'-6"	4'-0"	4'-6"	5'-0"	5'-6"	6'-0"	7'-0"	8'-0"	
1" x 1/4"	19-4-44	9.9	.432	U	5760	2560	1440	922	640	470	360	284	230	190	160	118	90
	19-2-44	11.0		C	2880	1920	1440	1152	960	823	720	640	576	524	480	411	360
1" x 5/16"	19-4-45	13.0	.538	U	7173	3188	1793	1148	797	586	448	354	287	237	199	146	112
	19-2-45	15.0		C	3587	2391	1793	1435	1196	1025	897	797	717	652	598	512	448
1-1/4" x 1/4"	19-4-54	12.1	.675	U	9000	4000	2250	1440	1000	735	562	444	360	298	250	184	141
	19-2-54	13.2		C	4500	3000	2250	1800	1500	1286	1125	1000	900	818	750	643	562
1-1/4" x 5/16"	19-4-55	15.8	.842	U	11227	4990	2807	1796	1247	916	702	554	449	371	312	229	175
	19-2-55	17.8		C	5613	3742	2807	2245	1871	1604	1403	1247	1123	1021	936	802	702
1-1/2" x 1/4"	19-4-64	14.3	.972	U	12960	5760	3240	2074	1440	1058	810	640	518	428	360	284	202
	19-2-64	15.5		C	6480	4320	3240	2592	2160	1851	1620	1440	1296	1178	1080	926	810
1-1/2" x 5/16"	19-4-65	18.4	1.212	U	16160	7182	4040	2586	1796	1319	1010	798	646	534	449	330	253
	19-2-65	20.4		C	8080	5387	4040	3232	2693	2309	2020	1796	1616	1469	1347	1154	1010
1-1/2" x 3/8"	19-4-66	21.7	1.453	U	19373	8610	4843	3100	2153	1581	1211	957	775	640	538	395	303
	19-2-66	23.7		C	9687	6458	4843	3875	3229	2768	2422	2153	1937	1751	1614	1384	1211
1-3/4" x 1/4"	19-4-74	16.5	1.323	U	17640	7840	4410	2822	1950	1440	1102	871	706	583	490	360	276
	19-2-74	17.7		C	8820	5880	4410	3528	2940	2520	2205	1960	1764	1604	1470	1260	1102
1-3/4" x 5/16"	19-4-75	21.2	1.651	U	22013	9784	5503	3522	2446	1797	1376	1087	861	728	611	449	344
	19-2-75	23.2		C	11007	7338	5503	4403	3689	3145	2752	2446	2201	2001	1834	1572	1376
1-3/4" x 3/8"	19-4-76	25.0	1.978	U	26373	11721	6593	4220	2930	2153	1648	1302	1055	872	733	538	412
	19-2-76	27.0		C	13187	8791	6593	5275	4396	3768	3297	2900	2637	2398	2198	1884	1648
2" x 1/4"	19-4-84	18.7	1.728	U	23040	10240	5760	3686	2560	1881	1440	1138	922	762	640	470	360
	19-2-84	19.8		C	11520	7680	5760	4608	3840	3291	2880	2560	2304	2095	1920	1646	1440
2" x 5/16"	19-4-85	24.0	2.156	U	28747	12776	7187	4599	3194	2347	1797	1420	1150	950	799	587	449
	19-2-85	26.0		C	14373	9582	7187	5749	4791	4107	3693	3194	2875	2613	2396	2053	1797
2" x 3/8"	19-4-86	28.3	2.583	U	34440	15307	8610	5510	3827	2811	2152	1701	1378	1139	957	703	538
	19-2-86	30.3		C	17220	11480	8610	6888	5740	4920	4305	3827	3444	3131	2870	2460	2152
2-1/4" x 1/4"	19-4-94	20.9	2.187	U	29160	12960	7290	4666	3240	2380	1822	1440	1166	964	810	595	456
	19-2-94	22.0		C	14580	9720	7290	5832	4960	4166	3646	3240	3016	2661	2430	2082	1822
2-1/4" x 5/16"	19-4-95	26.7	2.729	U	36387	16172	9097	5822	4043	2970	2274	1797	1455	1203	1011	743	569
	19-2-95	28.7		C	18193	12129	9097	7277	7084	5198	4548	4043	3639	3308	3032	2599	2274
2-1/4" x 3/8"	19-4-96	31.7	3.270	U	43600	19378	10900	6976	4844	3559	2725	2153	1744	1441	1211	890	681
	19-2-96	33.7		C	21800	14533	10900	8720	7267	6229	5450	4844	4360	3964	3633	3114	2725
2-1/2" x 1/4"	19-4-104	23.1	2.700	U	36000	16000	9000	5760	4000	2939	2250	1778	1440	1190	1000	735	562
	19-2-104	24.3		C	18000	12000	9000	7200	6000	5143	4500	4000	3600	3273	3000	2571	2250
2-1/2" x 5/16"	19-4-105	29.5	3.369	U	44920	19964	11230	7187	4991	3667	2808	2218	1797	1485	1248	917	702
	19-2-105	31.5		C	22460	14973	11230	8984	7487	6417	5615	4991	4492	4084	3743	3209	2808
2-1/2" x 3/8"	19-4-108	35.0	4.036	U	53813	23917	13453	8610	5979	4393	3383	2657	2153	1779	1495	1098	841
	19-2-108	37.0		C	26907	17938	13453	10763	8999	7688	6727	5979	5381	4892	4484	3844	3363
2-3/4" x 1/4"	19-4-114	25.3	3.267	U	43560	19360	10890	6970	4840	3556	2723	2151	1742	1440	1210	889	681
	19-2-114	26.4		C	21780	14520	10890	8712	7260	6223	5445	4840	4356	3960	3630	3111	2723

# HEAVY-DUTY STEEL WELDED GRATING

Bar Size	Symbol	Approx. Weight* Lbs./Sq. Ft.	Sec. Mod. Per Ft. Of Width	SPAN (LGTH. BRG. BAR)													
				1'-0"	1'-6"	2'-0"	2'-6"	3'-0"	3'-6"	4'-0"	4'-6"	5'-0"	5'-6"	6'-0"	7'-0"	8'-0"	
2-3/4" x 5/16"	19-4-115	32.2	4.076	U	54347	24154	13587	8895	6039	4436	3397	2684	2174	1797	1510	1109	849
	19-2-115	34.2		C	27173	18116	13587	10669	9058	7764	6793	6039	5435	4941	4529	3882	3397
2-3/4" x 3/8"	19-4-116	38.1	4.863	U	65107	28936	16277	10417	7234	5315	4069	3215	2604	2152	1809	1329	1017
	19-2-116	40.1		C	32553	21702	16277	13021	10851	9301	8136	7234	6511	5919	5426	4650	4069
3" x 1/4"	19-4-124	27.5	3.869	U	51853	23046	12963	8297	5761	4233	3241	2561	2074	1714	1440	1058	810
	19-2-124	28.6		C	25927	17284	12963	10371	8642	7408	6482	5761	5185	4714	4321	3704	3241
3" x 5/16"	19-4-125	35.0	4.852	U	64693	28753	16173	10351	7188	5281	4043	3195	2588	2139	1797	1320	1011
	19-2-125	37.0		C	32347	21564	16173	12939	10782	9242	8067	7188	6469	5881	5391	4621	4043
3" x 3/8"	19-4-126	42.1	5.813	U	77507	34447	19377	12401	8612	6327	4844	3827	3100	2562	2153	1582	1211
	19-2-126	44.1		C	38753	25836	19377	15501	12918	11072	9688	8612	7751	7046	6459	5536	4844
3-1/4" x 1/4"	19-4-134	29.6	4.563	U	60840	27040	15210	9734	6760	4967	3803	3004	2434	2011	1690	1242	951
	19-2-134	30.8		C	30420	20280	15210	12168	10140	8691	7605	6760	6084	5531	5070	4346	3803
3-1/4" x 5/16"	19-4-135	37.7	5.694	U	75920	33742	18980	12147	8436	6198	4745	3749	3037	2510	2109	1549	1186
	19-2-135	39.7		C	37960	25307	18980	15184	12653	10846	9490	8436	7592	6902	6327	5423	4745
3-1/4" x 3/8"	19-4-136	44.8	6.821	U	90947	40421	22737	14551	10105	7424	5684	4491	3638	3007	2526	1856	1421
	19-2-136	46.8		C	45473	30316	22737	18189	15158	12992	11368	10105	9095	8268	7579	6496	5684
3-1/2" x 1/4"	19-4-144	31.9	5.293	U	70573	31366	17643	12401	8612	6327	4844	3827	3100	2562	2153	1582	1211
	19-2-144	33.0		C	35287	23524	17643	14115	11762	10062	8822	7841	7057	6416	5881	5041	4411
3-1/2" x 5/16"	19-4-145	40.4	6.604	U	88053	39135	22013	14089	9784	7168	5503	4348	3522	2911	2446	1797	1376
	19-2-145	42.4		C	44027	29351	22013	17611	14676	12579	11007	9784	8805	8005	7338	6290	5503
3-1/2" x 3/8"	19-4-146	48.1	7.911	U	105480	46880	26370	16877	11720	8611	6592	5209	4219	3487	2930	2153	1648
	19-2-146	50.1		C	52740	35160	26370	21096	17580	15069	13185	11720	10548	9589	8790	7534	6592
4" x 1/4"	19-4-164	36.3	7.000	U	93333	41481	23333	14933	10370	7619	5833	4609	3733	3085	2593	1905	1458
	19-2-164	37.4		C	46667	31111	23333	18667	15556	13333	11667	10370	9333	8485	7778	6667	5833
4" x 5/16"	19-4-165	45.9	8.625	U	115000	51111	28750	18400	12778	9388	7188	5679	4600	3802	3194	2347	1797
	19-2-165	47.9		C	57500	38333	28750	23000	19167	16429	14375	12778	11500	10455	9583	8214	7188
4" x 3/8"	19-4-166	54.7	10.446	U	139280	61902	38420	22285	15476	11370	8705	6878	5571	4604	3869	2842	2176
	19-2-166	56.7		C	69640	46427	38420	27856	23213	19897	17410	15476	13928	12662	11607	9949	8705
4-1/2" x 1/4"	19-4-184	40.7	8.859	U	118120	52496	29530	18899	13124	9642	7382	5833	4725	3905	3281	2411	1846
	19-2-184	41.8		C	59060	39373	29530	23624	19687	16874	14765	13124	11812	10738	9843	8437	7382
4-1/2" x 5/16"	19-4-185	51.4	10.916	U	145547	64687	36387	23287	16172	11881	9097	7187	5822	4811	4043	2970	2274
	19-2-185	53.4		C	72773	48516	36387	29109	24258	20792	18193	16172	14555	13232	12129	10396	9097
4-1/2" x 3/8"	19-4-186	61.3	13.220	U	176267	78341	44067	28203	19585	14389	11017	8705	7051	5827	4896	3597	2754
	19-2-186	63.3		C	88133	58756	44067	35253	29376	25181	22033	19585	17627	16024	14689	12590	11017
5" x 1/4"	19-4-204	45.0	10.937	U	145827	64812	36457	23332	16203	11904	9114	7201	5833	4821	4051	2976	2279
	19-2-204	46.2		C	72913	48609	36457	29165	24304	20832	18228	16203	14853	13257	12152	10416	9114
5" x 5/16"	19-4-205	56.9	13.477	U	179693	79854	44923	28751	19966	14669	11231	8874	7188	5940	4991	3667	2808
	19-2-205	58.9		C	89847	59896	44923	35939	29949	25670	22462	19966	17969	16336	14974	12835	11231
5" x 3/8"	19-4-206	67.9	16.321	U	217613	96717	54403	34818	24179	17764	13601	10746	8705	7194	6045	4441	3400
	19-2-206	69.9		C	108807	72538	54403	43523	36269	31086	27202	24179	21761	19783	18134	15544	13601

\*Weight depends on panel width, cross bar selection, mill tolerance and manufacturing tolerance.

## PANEL WIDTH CHART IN INCHES

## DIMENSIONS SHOWN ARE OUT TO OUT OF BEARING BARS

Size of Crossrod	No. of Bars	2	3	4	5	6	7	8	9	10	11	12	13	14	15	16
3/8" Dia.	1/4" Bar	1 1/16	2 5/16	3 9/16	5	6 3/16	7 3/8	8 9/16	9 3/4	10 15/16	12 1/8	13 3/16	14 1/2	15 11/16	16 7/8	18 1/16
1/2" Dia.	5/16" Bar	1 1/2	2 11/16	3 7/8	5 1/16	6 1/4	7 7/16	8 5/8	9 9/16	11	12 3/16	13 3/8	14 9/16	15 3/4	16 5/16	18 1/8
1/2" Dia.	3/8" Bar	1 9/16	2 3/4	3 5/16	5 1/8	6 5/16	7 1/2	8 11/16	9 7/8	11 1/16	12 1/4	13 7/16	14 5/8	15 3/16	17	18 3/16

Size of Crossrod	No. of Bars	17	18	19	20	21	22	23	24	25	26	27	28	29	30	31
3/8" Dia.	1/4" Bar	19 1/4	20 7/16	21 5/8	22 13/16	24	25 3/16	26 3/8	27 9/16	28 3/4	29 15/16	31 1/8	32 3/16	33 1/2	34 11/16	35 7/8
1/2" Dia.	5/16" Bar	19 5/16	20 1/2	21 11/16	22 7/8	24 1/16	25 1/4	26 7/16	27 5/8	28 13/16	30	31 3/16	32 3/8	33 3/16	34 3/4	35 5/16
1/2" Dia.	3/8" Bar	19 3/8	20 9/16	21 3/4	22 5/16	24 1/8	25 5/16	26 1/2	27 11/16	28 7/8	30 1/16	31 1/4	32 7/16	33 5/8	34 3/16	36


# HEAVY-DUTY STEEL WELDED GRATING

1-3/8" CENTER TO CENTER OF BEARING BARS


22-4

22-2

CROSS BAR 4" C/C



CROSS BAR 2" C/C



## STATIC LOAD TABLE

U - Safe uniform load in pounds per square foot. C - Safe concentrated load in pounds per foot of grating width. Material: A36  
Loads given are theoretical and are based on a maximum allowable fiber stress of 20,000 PSI. E = 30,000,000 PSI.

Bar Size	Symbol	Approx. Weight* Lbs./Sq. Ft.	Sec. Mod. Per Ft. Of Width	SPAN (LGTH. BRG. BAR)													
				1'-0"	1'-6"	2'-0"	2'-6"	3'-0"	3'-6"	4'-0"	4'-6"	5'-0"	5'-6"	6'-0"	7'-0"	8'-0"	
1" x 1/4"	22-4-44	8.8	.375	U	5000	2222	1250	800	556	408	313	247	200	165	139	102	78
	22-2-44	9.9		C	2500	1667	1250	1000	833	714	625	556	500	455	417	357	313
1" x 5/16"	22-4-45	11.5	.467	U	6227	2767	1557	996	692	508	389	307	249	206	173	127	97
	22-2-45	13.5		C	3113	2076	1557	1245	1038	890	778	692	623	566	519	445	389
1-1/4" x 1/4"	22-4-54	10.7	.586	U	7813	3473	1953	1250	868	638	488	386	313	258	217	159	122
	22-2-54	11.8		C	3907	2604	1953	1563	1302	1116	977	868	781	710	651	558	488
1-1/4" x 5/16"	22-4-55	14.0	.730	U	9733	4326	2433	1557	1081	795	608	481	389	322	270	199	152
	22-2-55	16.0		C	4867	3244	2433	1947	1622	1390	1217	1081	973	885	811	695	608
1-1/2" x 1/4"	22-4-64	12.6	.844	U	11253	5001	2813	1801	1250	919	703	556	450	372	313	230	176
	22-2-64	13.7		C	5627	3751	2813	2251	1876	1608	1407	1250	1125	1023	938	804	703
1-1/2" x 5/16"	22-4-65	16.3	1.052	U	14027	6234	3507	2244	1559	1145	877	693	561	464	390	286	219
	22-2-65	18.3		C	7013	4676	3507	2805	2338	2004	1753	1559	1403	1275	1169	1002	877
1-1/2" x 3/8"	22-4-66	19.2	1.261	U	16813	7473	4203	2690	1868	1373	1051	830	673	556	467	343	263
	22-2-66	21.2		C	8407	5604	4203	3363	2802	2402	2102	1868	1681	1528	1401	1201	1051
1-3/4" x 1/4"	22-4-74	14.5	1.148	U	15307	6803	3827	2449	1701	1250	967	756	612	506	425	312	239
	22-2-74	15.6		C	7653	5102	3827	3061	2551	2187	1913	1701	1531	1392	1276	1093	967
1-3/4" x 5/16"	22-4-75	18.7	1.433	U	19107	8492	4777	3057	2123	1560	1194	944	764	632	531	390	299
	22-2-75	20.7		C	9553	6369	4777	3821	3184	2730	2388	2123	1911	1737	1592	1365	1194
1-3/4" x 3/8"	22-4-76	22.1	1.717	U	22893	10175	5723	3663	2544	1869	1431	1131	916	757	636	467	358
	22-2-76	24.1		C	11447	7631	5723	4579	3816	3270	2862	2544	2289	2081	1908	1635	1431
2" x 1/4"	22-4-84	16.4	1.500	U	20000	8889	5000	3200	2222	1633	1250	968	800	661	556	408	313
	22-2-84	17.5		C	10000	6667	5000	4000	3333	2857	2500	2222	2000	1818	1667	1429	1250
2" x 5/16"	22-4-85	21.2	1.872	U	24960	11093	6240	3994	2773	2038	1580	1233	998	825	693	509	390
	22-2-85	23.2		C	12480	8320	6240	4992	4160	3566	3120	2773	2496	2269	2080	1783	1560
2" x 3/8"	22-4-86	24.9	2.242	U	29893	13286	7473	4783	3321	2440	1868	1476	1196	968	830	610	467
	22-2-86	26.9		C	14947	9954	7473	5979	4982	4270	3737	3321	2989	2718	2491	2136	1868
2-1/4" x 1/4"	22-4-94	18.3	1.898	U	25307	11247	6327	4049	2812	2066	1582	1250	1012	837	703	516	395
	22-2-94	19.4		C	12653	8438	6327	5061	4218	3615	3163	2812	2531	2301	2109	1808	1582
2-1/4" x 5/16"	22-4-95	23.5	2.368	U	31573	14033	7893	5052	3508	2577	1973	1559	1263	1044	877	644	493
	22-2-95	25.5		C	15787	10524	7893	6315	5262	4510	3947	3508	3157	2870	2631	2255	1973
2-1/4" x 3/8"	22-4-96	27.8	2.838	U	37840	16818	9460	6054	4204	3089	2365	1869	1514	1251	1051	772	591
	22-2-96	29.8		C	18920	12613	9460	7568	6307	5406	4730	4204	3784	3440	3153	2703	2365
2-1/2" x 1/4"	22-4-104	20.3	2.344	U	31253	13890	7813	5001	3473	2551	1953	1543	1250	1033	868	638	488
	22-2-104	21.4		C	15627	10418	7813	6251	5209	4465	3907	3473	3125	2841	2604	2232	1953
2-1/2" x 5/16"	22-4-105	25.9	2.925	U	39000	17333	9750	6240	4333	3184	2438	1926	1560	1289	1083	796	609
	22-2-105	27.9		C	19500	13000	9750	7800	6500	5571	4875	4333	3900	3545	3250	2786	2438
2-1/2" x 3/8"	22-4-106	30.7	3.503	U	46707	20759	11677	7473	5190	3813	2919	2307	1868	1544	1297	953	730
	22-2-106	32.7		C	23353	15569	11677	9341	7784	6672	5838	5190	4571	4246	3892	3336	2919
2-3/4" x 1/4"	22-4-114	22.2	2.836	U	37813	16806	9453	6050	4201	3087	2363	1867	1513	1250	1050	772	591
	22-2-114	23.3		C	18907	12604	9453	7563	6302	5402	4727	4201	3781	3438	3151	2701	2363

# HEAVY-DUTY STEEL WELDED GRATING

Bar Size	Symbol	Approx. Weight Lbs./Sq. Ft.	Sec. Mod. Per Ft. Of Width	SPAN (LGTH. BRG. BAR)													
				1'-0"	1'-6"	2'-0"	2'-6"	3'-0"	3'-6"	4'-0"	4'-6"	5'-0"	5'-6"	6'-0"	7'-0"	8'-0"	
2-3/4" x 5/16"	22-4-115	28.3	3.538	U	47173	20966	11793	7548	5241	3851	2948	2330	1887	1559	1310	963	737
	22-2-115	30.0		C	23587	15724	11793	9435	7862	6739	5897	5241	4717	4288	3931	3370	2948
2-3/4" x 3/8"	22-4-116	33.6	4.239	U	56520	25120	14130	9043	6280	4614	3533	2791	2261	1868	1570	1153	883
	22-2-116	35.6		C	28260	18840	14130	11304	9420	8074	7065	6280	5652	5138	4710	4037	3533
3" x 1/4"	22-4-124	24.1	3.375	U	45000	20000	11250	7200	5000	3673	2813	2222	1800	1488	1250	918	703
	22-2-124	25.2		C	22500	15000	11250	9000	7500	6429	5625	5000	4500	4091	3750	3214	2813
3" x 5/16"	22-4-125	30.6	4.211	U	56147	24954	14037	8983	6239	4583	3509	2773	2246	1856	1560	1146	877
	22-2-125	32.6		C	28073	18716	14037	11229	9358	8021	7018	6239	5615	5104	4679	4010	3509
3" x 3/8"	22-4-126	36.9	5.045	U	67267	29896	16817	10763	7474	5491	4204	3322	2691	2224	1869	1373	1051
	22-2-126	38.9		C	33633	22422	16817	13453	11211	9610	8408	7474	6727	6115	5606	4805	4204
3-1/4" x 1/4"	22-4-134	26.0	3.961	U	52813	23473	13203	8450	5868	4311	3301	2608	2113	1746	1467	1078	825
	22-2-134	27.1		C	26407	17604	13203	10563	8802	7545	6602	5868	5281	4801	4401	3772	3301
3-1/4" x 5/16"	22-4-135	33.1	4.943	U	65907	29292	16477	10545	7323	5380	4119	3255	2638	2179	1831	1345	1030
	22-2-135	35.1		C	32953	21969	16477	13181	10984	9415	8238	7323	6591	5992	5492	4708	4119
3-1/4" x 3/8"	22-4-136	39.3	5.921	U	78947	35087	19737	12631	8772	6445	4934	3899	3158	2610	2193	1611	1234
	22-2-136	41.3		C	39473	26316	19737	15789	13158	11278	9868	8772	7895	7177	6579	5839	4934
3-1/2" x 1/4"	22-4-144	27.9	4.594	U	61253	27224	15313	10763	7474	5491	4204	3322	2691	2224	1869	1373	1051
	22-2-144	29.0		C	30627	20418	15313	12251	10209	8750	7657	6806	6125	5568	5104	4375	3828
3-1/2" x 5/16"	22-4-145	35.5	5.732	U	76427	33967	19107	12228	8492	6239	4777	3774	3057	2527	2123	1560	1194
	22-2-145	37.5		C	38213	25476	19107	15295	12738	10918	9553	8492	7643	6948	6369	5459	4777
3-1/2" x 3/8"	22-4-146	42.1	6.867	U	91560	40693	22890	14650	10173	7474	5722	4521	3662	3027	2543	1869	1431
	22-2-146	44.1		C	45780	30520	22890	18312	15260	13080	11445	10173	9156	8324	7630	6540	5722
4" x 1/4"	22-4-164	31.7	6.095	U	81267	36119	20317	13003	9030	6634	5079	4013	3251	2687	2257	1659	1270
	22-2-164	32.8		C	40633	27089	20317	16253	13544	11610	10158	9030	8127	7388	6772	5805	5079
4" x 5/16"	22-4-165	40.3	7.487	U	99827	44367	24957	15972	11092	8149	6239	4930	3963	3300	2773	2037	1560
	22-2-165	42.3		C	49913	33276	24957	19965	16638	14261	12478	11092	9983	9075	8319	7130	6239
4" x 3/8"	22-4-166	47.9	9.095	U	121267	53896	30317	19403	13474	9899	7579	5988	4851	4009	3369	2475	1896
	22-2-166	49.9		C	60633	40422	30317	24253	20211	17324	15158	13474	12127	11024	10106	8662	7579
4-1/2" x 1/4"	22-4-184	35.6	7.714	U	102853	45713	25713	16457	11428	8396	6428	5079	4114	3400	2857	2099	1607
	22-2-184	36.7		C	51427	34284	25713	20571	17142	14893	12857	11428	10285	9350	8571	7347	6428
4-1/2" x 5/16"	22-4-185	45.0	9.476	U	126347	56154	31587	20215	14039	10314	7897	6239	5054	4177	3510	2579	1974
	22-2-185	47.0		C	63173	42116	31587	25269	21058	18050	15793	14039	12635	11486	10529	9025	7897
4-1/2" x 3/8"	22-4-186	53.7	11.511	U	153480	68213	38370	24557	17053	12529	9592	7579	6139	5074	4263	3132	2398
	22-2-186	55.7		C	76740	51160	38370	30696	25580	21926	19185	17053	15348	13953	12790	10963	9592
5" x 1/4"	22-4-204	39.4	9.524	U	126987	56439	31747	20318	14110	10366	7937	6271	5079	4196	3527	2582	1984
	22-2-204	40.5		C	63493	42329	31747	25397	21164	18141	15873	14110	12699	11544	10582	9070	7937
5" x 5/16"	22-4-205	49.8	11.698	U	155973	69321	38993	24856	17330	12733	9748	7702	6239	5156	4333	3183	2437
	22-2-205	51.8		C	77987	51991	38993	31195	25996	22282	19497	17330	15597	14179	12998	11141	9748
5" x 3/8"	22-4-206	59.4	14.211	U	189480	84213	47370	30317	21053	15468	11843	9357	7579	6264	5263	3867	2961
	22-2-206	61.4		C	94740	63160	47370	37896	31580	27069	23685	21053	18948	17225	15790	13534	11843

\*Weight depends on panel width, cross bar selection, mill tolerance and manufacturing tolerance.

## PANEL WIDTH CHART IN INCHES

DIMENSIONS SHOWN ARE OUT TO OUT OF BEARING BARS

Size of Crossrod	No. of Bars	2	3	4	5	6	7	8	9	10	11	12	13	14	15	16
3/8" Dia.	1/4" Bar	1 5/8	3	4 3/8	5 3/4	7 1/8	8 1/2	9 5/8	11 1/4	12 5/8	14	15 3/8	16 3/4	18 1/8	19 1/2	20 7/8
1/2" Dia.	5/16" Bar	1 11/16	3 1/16	4 7/16	5 3/16	7 3/16	8 9/16	9 5/16	11 5/16	12 11/16	14 1/16	15 7/16	16 13/16	18 3/16	19 9/16	20 15/16
1/2" Dia.	3/8" Bar	1 3/4	3 1/2	4 1/2	5 7/8	7 1/4	8 5/8	10	11 3/8	12 3/4	14 1/8	15 1/2	16 7/8	18 1/4	19 5/8	21

Size of Crossrod	No. of Bars	17	18	19	20	21	22	23	24	25	26	27
3/8" Dia.	1/4" Bar	22 1/4	23 3/8	25	26 3/8	27 3/4	29 1/8	30 1/2	31 7/8	33 1/4	34 5/8	36
1/2" Dia.	5/16" Bar	22 5/16	23 11/16	25 1/16	26 7/16	27 13/16	29 3/16	30 9/16	31 5/16	33 5/16	34 11/16	36 1/16
1/2" Dia.	3/8" Bar	22 3/8	23 3/4	25 1/2	26 1/2	27 7/8	29 1/4	30 5/8	32	33 3/8	34 3/4	36 1/8


# HEAVY-DUTY STEEL WELDED GRATING

1-7/8" CENTER TO CENTER OF BEARING BARS


30-4

30-2

CROSS BAR 4" C/C



CROSS BAR 2" C/C



## STATIC LOAD TABLE

U - Safe uniform load in pounds per square foot.

C - Safe concentrated load in pounds per foot of grating width. Material A36.

Loads given are theoretical and are based on a maximum allowable fiber stress of 20,000 PSI. E = 30,000,000 PSI.

Bar Size	Symbol	Approx. Weight* Lbs./Sq. Ft.	Sec. Mod. Per Ft. Of Width	SPAN (LGTH. BRG. BAR)													
				1'-0"	1'-6"	2'-0"	2'-6"	3'-0"	3'-6"	4'-0"	4'-6"	5'-0"	5'-6"	6'-0"	7'-0"	8'-0"	
1" x 1/4"	30-4-44	6.9	.279	U	3720	1653	930	595	413	304	233	184	148.8	123	103	76	58
	30-2-44	8.0		C	1860	1240	930	744	620	531	465	413	372	338	310	266	233
1" x 5/16"	30-4-45	9.1	.347	U	4627	2056	1157	740	514	378	289	228	185	153	129	94	72
	30-2-45	11.1		C	2313	1542	1157	925	771	661	578	514	463	421	386	330	289
1-1/4" x 1/4"	30-4-54	8.2	.436	U	5813	2584	1453	930	645	475	363	287	233	192	161	119	91
	30-2-54	9.3		C	2907	1938	1453	1163	969	830	727	646	581	528	484	415	363
1-1/4" x 5/16"	30-4-55	10.9	.543	U	7240	3218	1810	1158	804	591	453	358	290	239	201	148	113
	30-2-55	12.9		C	3620	2413	1810	1448	1207	1034	905	804	724	658	603	517	453
1-1/2" x 1/4"	30-4-64	9.7	.627	U	8360	3716	2090	1338	929	682	522	413	334	278	232	171	131
	30-2-64	10.8		C	4180	2787	2090	1672	1393	1194	1045	929	836	760	697	597	523
1-1/2" x 5/16"	30-4-65	12.6	.782	U	10427	4634	2607	1668	1159	851	632	515	417	345	290	213	163
	30-2-65	14.6		C	5213	3476	2607	2005	1700	1490	1300	1159	1043	948	868	745	652
1-1/2" x 3/8"	30-4-66	14.7	.937	U	12493	5553	3123	1999	1388	1020	781	617	500	413	347	255	195
	30-2-66	16.7		C	6247	4164	3123	2499	2082	1785	1562	1388	1249	1136	1041	892	781
1-3/4" x 1/4"	30-4-74	11.1	.854	U	11387	5061	2847	1822	1265	930	712	562	455	376	316	232	178
	30-2-74	12.2		C	5693	3796	2847	2277	1898	1627	1423	1265	1139	1035	949	813	712
1-3/4" x 5/16"	30-4-75	14.4	1.065	U	14200	6311	3550	2272	1578	1159	888	701	568	469	394	290	222
	30-2-75	16.4		C	7100	4733	3550	2840	2367	2029	1775	1578	1420	1291	1183	1014	888
1-3/4" x 3/8"	30-4-76	16.9	1.276	U	17013	7561	4253	2722	1890	1389	1063	840	681	562	473	347	266
	30-2-76	18.9		C	8507	5671	4253	3403	2836	2430	2127	1890	1701	1547	1418	1215	1063
2" x 1/4"	30-4-84	12.1	1.115	U	14867	6607	3717	2379	1652	1214	929	734	595	491	413	303	232
	30-2-84	13.2		C	7433	4956	3717	2973	2478	2124	1858	1652	1487	1352	1239	1062	929
2" x 5/16"	30-4-85	16.2	1.391	U	18547	8243	4637	2967	2061	1514	1159	918	742	613	515	379	290
	30-2-85	18.2		C	9273	6182	4637	3709	3091	2550	2318	2061	1855	1688	1546	1325	1159
2" x 3/8"	30-4-86	19.0	1.667	U	22227	9879	5557	3556	2470	1814	1389	1098	889	735	617	454	347
	30-2-86	21.0		C	11113	7409	5557	4445	3704	3175	2778	2470	2223	2021	1852	1588	1389
2-1/4" x 1/4"	30-4-94	13.9	1.411	U	16813	8361	4703	3010	2090	1538	1176	929	753	622	523	384	294
	30-2-94	15.0		C	9407	6271	4703	3763	3136	2688	2352	2090	1881	1710	1568	1344	1176
2-1/4" x 5/16"	30-4-95	17.9	1.760	U	23467	10430	5867	3755	2607	1916	1467	1159	939	775	652	479	367
	30-2-95	19.9		C	11733	7822	5867	4693	3911	3352	2933	2607	2347	2133	1956	1676	1467
2-1/4" x 3/8"	30-4-96	21.1	2.109	U	28120	12498	7030	4499	3124	2296	1757	1389	1125	930	781	574	439
	30-2-96	23.1		C	14060	9373	7030	5624	4687	4017	3515	3124	2812	2556	2343	2009	1757
2-1/2" x 1/4"	30-4-104	15.3	1.742	U	23227	10323	5807	3716	2581	1896	1452	1147	929	768	645	474	363
	30-2-104	16.4		C	11613	7742	5807	4645	3871	3318	2903	2581	2323	2112	1936	1659	1452
2-1/2" x 5/16"	30-4-105	19.7	2.174	U	28987	12883	7247	4638	3221	2366	1812	1431	1159	958	805	592	453
	30-2-105	21.7		C	14493	9662	7247	5797	4831	4141	3623	3221	2899	2635	2416	2070	1812
2-1/2" x 3/8"	30-4-106	23.3	2.604	U	34720	15431	8680	5555	3858	2834	2170	1715	1389	1148	964	709	543
	30-2-106	25.3		C	17360	11573	8680	6944	5787	4960	4340	3858	3472	3156	2893	2480	2170
2-3/4" x 1/4"	30-4-114	16.7	2.108	U	28107	12492	7027	4497	3123	2294	1757	1388	1124	929	781	574	439
	30-2-114	17.8		C	14053	9369	7027	5621	4684	4015	3513	3123	2811	2555	2342	2008	1757

# HEAVY-DUTY STEEL WELDED GRATING

Bar Size	Symbol	Approx. Weight Lbs./Sq. Ft.	Sec. Mod. For Ft. Of Width	SPAN (LGTH. BRG. BAR)													
				1'-0"	1'-6"	2'-0"	2'-6"	3'-0"	3'-6"	4'-0"	4'-6"	5'-0"	5'-6"	6'-0"	7'-0"	8'-0"	
2-3/4" x 5/16"	30-4-115	21.5	2.630	U	35067	15585	8767	5611	3896	2863	2192	1732	1403	1159	974	716	548
	30-2-115	23.5		C	17533	11689	8767	7013	5844	5010	4383	3896	3507	3188	2922	2505	2192
2-3/4" x 3/8"	30-4-116	25.4	3.151	U	42013	18573	10503	6722	4668	3430	2626	2075	1681	1389	1167	857	656
	30-2-116	27.4		C	21007	14004	10503	8403	7002	6002	5252	4668	4201	3819	3501	3001	2626
3" x 1/4"	30-4-124	18.1	2.509	U	33453	14868	8363	5353	3717	2731	2091	1652	1338	1106	929	683	523
	30-2-124	19.2		C	16727	11151	8363	6691	5576	4779	4182	3717	3345	3041	2788	2390	2091
3" x 5/16"	30-4-125	23.3	3.130	U	41733	18548	10433	6677	4637	3407	2608	2061	1669	1380	1159	852	652
	30-2-125	25.3		C	20867	13911	10433	8347	6966	5962	5217	4637	4173	3794	3478	2981	2608
3" x 3/8"	30-4-126	27.9	3.750	U	50000	22222	12500	8000	5556	4082	3125	2469	2000	1653	1389	1020	781
	30-2-126	29.9		C	25000	16667	12500	10000	8333	7143	6250	5556	5000	4545	4167	3571	3125
3-1/4" x 1/4"	30-4-134	19.5	2.944	U	39253	17446	9813	6281	4361	3204	2453	1938	1570	1298	1090	801	613
	30-2-134	20.6		C	19627	13804	9813	7851	6542	5608	4907	4361	3925	3568	3271	2804	2453
3-1/4" x 5/16"	30-4-135	25.0	3.674	U	48987	21772	12247	7838	5443	3999	3062	2419	1959	1619	1361	1000	765
	30-2-135	27.0		C	24493	16329	12247	9797	8164	6998	6123	5443	4899	4453	4082	3499	3062
3-1/4" x 3/8"	30-4-136	29.6	4.401	U	58680	26080	14670	9389	6520	4790	3668	2898	2347	1940	1630	1198	917
	30-2-136	31.6		C	29340	19560	14670	11736	9780	8383	7335	6520	5868	5335	4890	4191	3668
3-1/2" x 1/4"	30-4-144	21.0	3.415	U	45533	20237	11383	7285	5059	3717	2846	2249	1821	1505	1265	929	711
	30-2-144	22.1		C	22767	15178	11383	9107	7589	6505	5692	5059	4553	4139	3794	3252	2846
3-1/2" x 5/16"	30-4-145	26.8	4.261	U	56813	25250	14203	9090	6313	4638	3551	2806	2273	1878	1578	1159	888
	30-2-145	28.8		C	28407	18938	14203	11363	9489	8116	7102	6313	5681	5165	4734	4058	3551
3-1/2" x 3/8"	30-4-146	31.7	5.104	U	68053	30246	17013	10889	7561	5555	4253	3361	2722	2250	1890	1389	1063
	30-2-146	33.7		C	34027	22684	17013	13611	11342	9722	8507	7561	6805	6187	5671	4861	4253
4" x 1/4"	30-4-164	23.8	4.548	U	80640	28951	15180	9702	6738	4950	3790	2995	2426	2005	1684	1238	947
	30-2-164	24.9		C	30320	20213	15180	12128	10107	8663	7580	6738	6064	5513	5053	4331	3790
4" x 5/16"	30-4-165	30.3	5.565	U	74200	32978	18550	11872	8244	6057	4638	3664	2968	2453	2061	1514	1159
	30-2-165	32.3		C	37100	24733	18550	14840	12367	10600	9275	8244	7420	6745	6183	5300	4638
4" x 3/8"	30-4-166	36.0	6.788	U	90507	40225	22627	14481	10056	7388	5657	4469	3620	2992	2514	1847	1414
	30-2-166	38.0		C	45253	30169	22627	18101	15084	12930	11313	10056	9051	8228	7542	6465	5657
4-1/2" x 1/4"	30-4-184	26.7	5.756	U	76747	34110	19187	12279	8527	6265	4797	3790	3070	2537	2132	1566	1199
	30-2-184	27.8		C	38373	25562	19187	15349	12791	10964	9593	8527	7675	6977	6396	5482	4797
4-1/2" x 5/16"	30-4-185	33.9	7.043	U	93907	41736	23477	15025	10434	7666	5869	4637	3756	3104	2609	1916	1467
	30-2-185	35.9		C	46953	31302	23477	18781	15651	13415	11738	10434	9391	8537	7826	6708	5869
4-1/2" x 3/8"	30-4-186	40.3	8.591	U	114547	50910	28637	18327	12727	9351	7159	5657	4582	3787	3182	2338	1790
	30-2-186	42.3		C	57273	38182	28637	22909	19091	16364	14318	12727	11455	10413	9546	8182	7159
5" x 1/4"	30-4-204	29.5	7.107	U	94780	42116	23690	15162	10629	7736	5922	4680	3790	3133	2632	1934	1481
	30-2-204	30.6		C	47380	31587	23690	18952	15793	13637	11845	10529	9476	8615	7897	6769	5923
5" x 5/16"	30-4-205	37.4	8.695	U	115933	51526	28983	18549	12881	9484	7246	5725	4637	3833	3220	2366	1811
	30-2-205	39.4		C	57967	38844	28983	23187	19322	16562	14492	12881	11593	10539	9661	8281	7246
5" x 3/8"	30-4-206	44.5	10.606	U	141413	62850	35353	22626	15713	11544	8838	6983	5657	4675	3928	2885	2210
	30-2-206	46.5		C	70707	47138	35353	28283	23569	20202	17677	15713	14141	12856	11784	10101	8838

\*Weight depends on panel width, cross bar selection, mill tolerance and manufacturing tolerance.

## PANEL WIDTH CHART IN INCHES

## DIMENSIONS SHOWN ARE OUT TO OUT OF BEARING BARS

Size of Crossrod	No. of Bars	2	3	4	5	6	7	8	9	10	11	12	13	14	15	16
3/8" Dia.	1/4" Bar	2 1/8	4	5 7/8	7 3/4	9 5/8	11 1/2	13 3/8	15 1/4	17 1/8	19	20 7/8	22 3/4	24 5/8	26 1/2	28 3/8
1/2" Dia.	5/16" Bar	2 3/16	4 1/16	5 15/16	7 13/16	9 11/16	11 9/16	13 7/16	15 5/16	17 3/16	19 1/16	20 15/16	22 13/16	24 11/16	26 9/16	28 7/16
1/2" Dia.	3/8" Bar	2 1/4	4 1/8	6	7 7/8	9 3/4	11 5/8	13 1/2	15 3/8	17 1/4	19 1/8	21	22 7/8	24 3/4	26 5/8	28 1/2

Size of Crossrod	No. of Bars	17	18	19	20
3/8" Dia.	1/4" Bar	30 3/4	32 1/8	34	35 7/8
1/2" Dia.	5/16" Bar	30 9/16	32 9/16	34 1/16	35 15/16
1/2" Dia.	3/8" Bar	30 3/8	32 1/4	34 1/8	36

# HEAVY-DUTY STEEL WELDED GRATING

2-3/8" CENTER TO CENTER OF BEARING BARS


38-4

38-2

CROSS BAR 4" C/C



CROSS BAR 2" C/C



## STATIC LOAD TABLE

U - Safe uniform load in pounds per square foot.

C - Safe concentrated load in pounds per foot of grating width. Material A36

Loads given are theoretical and are based on a maximum allowable fiber stress of 20,000 PSI. E = 30,000,000 PSI.

Bar Size	Symbol	Approx. Weight* Lbs./Sq. Ft.	Sec. Mod. Per Ft. Of Width	SPAN (LGTH. BRG. BAR)													
				1'-0"	1'-6"	2'-0"	2'-6"	3'-0"	3'-6"	4'-0"	4'-6"	5'-0"	5'-6"	6'-0"	7'-0"	8'-0"	
1" x 1/4"	38-4-44	5.7	.225	U	3000	1333	750	480	333	245	188	148	120	99	83	81	47
	38-2-44	6.8		C	1500	1000	750	600	500	429	375	333	300	273	250	214	188
1" x 5/16"	38-4-45	7.7	.278	U	3707	1647	927	593	412	303	232	183	148	123	103	76	58
	38-2-45	9.7		C	1853	1236	927	741	618	530	463	412	371	337	309	265	232
1-1/4" x 1/4"	38-4-54	6.8	.351	U	4680	2080	1170	749	520	382	292	231	187	155	130	96	73
	38-2-54	7.9		C	2340	1560	1170	936	780	669	585	520	468	425	390	334	292
1-1/4" x 5/16"	38-4-55	9.1	.434	U	5787	2572	1447	926	643	472	362	286	231	191	161	118	90
	38-2-55	11.1		C	2894	1929	1447	1158	965	826	724	644	578	525	483	413	360
1-1/2" x 1/4"	38-4-64	8.0	.506	U	6747	2999	1687	1079	750	551	422	333	270	223	187	138	105
	38-2-64	9.1		C	3373	2249	1687	1349	1124	964	843	750	675	613	562	482	422
1-1/2" x 5/16"	38-4-65	10.5	.626	U	8347	3710	2087	1335	927	681	522	412	334	276	232	170	130
	38-2-65	12.5		C	4174	2788	2087	1680	1301	1102	1011	927	836	760	696	606	530
1-1/2" x 3/8"	38-4-66	12.2	.756	U	10080	4480	2520	1613	1120	823	630	498	403	333	280	206	157
	38-2-66	14.2		C	5040	3360	2520	2016	1680	1440	1260	1120	1006	916	840	720	630
1-3/4" x 1/4"	38-4-74	9.1	.689	U	9187	4083	2297	1470	1021	750	574	454	367	304	255	187	144
	38-2-74	10.2		C	4593	3062	2297	1837	1531	1312	1148	1021	919	835	766	656	574
1-3/4" x 5/16"	38-4-75	11.9	.852	U	11360	5049	2840	1818	1262	927	710	561	454	376	316	232	178
	38-2-75	13.9		C	5680	3787	2840	2272	1893	1623	1420	1262	1136	1033	947	811	710
1-3/4" x 3/8"	38-4-76	13.9	1.029	U	13720	6098	3430	2195	1524	1120	857	678	549	454	381	280	214
	38-2-76	15.9		C	6860	4573	3430	2744	2287	1960	1715	1524	1372	1247	1143	980	857
2" x 1/4"	38-4-84	10.2	.900	U	12000	5333	3000	1920	1333	980	750	593	480	397	333	245	187
	38-2-84	11.3		C	6000	4000	3000	2400	2000	1714	1500	1333	1200	1091	1000	857	750
2" x 5/16"	38-4-85	13.4	1.113	U	14840	6596	3710	2374	1649	1211	928	733	594	491	412	303	232
	38-2-85	15.4		C	7420	4947	3710	2968	2473	2120	1855	1649	1484	1349	1237	1060	928
2" x 3/8"	38-4-86	15.6	1.344	U	17920	7964	4480	2857	1991	1463	1120	885	717	592	498	366	280
	38-2-86	17.6		C	8960	5973	4480	3584	2967	2560	2240	1991	1792	1629	1493	1280	1120
2-1/4" x 1/4"	38-4-94	11.3	1.139	U	15187	6750	3797	2430	1687	1240	949	750	607	502	422	310	237
	38-2-94	12.4		C	7593	5062	3797	3037	2531	2170	1898	1687	1519	1381	1266	1085	949
2-1/4" x 5/16"	38-4-95	14.8	1.408	U	18773	8344	4693	3004	2086	1533	1173	927	751	621	521	383	293
	38-2-95	16.8		C	9387	6258	4693	3755	3129	2682	2347	2066	1877	1707	1564	1341	1173
2-1/4" x 3/8"	38-4-96	17.3	1.701	U	22680	10080	5670	3629	2520	1851	1417	1120	907	750	630	463	354
	38-2-96	19.3		C	11340	7560	5670	4536	3780	3240	2835	2520	2268	2062	1890	1620	1417
2-1/2" x 1/4"	38-4-104	12.5	1.406	U	18747	8332	4687	2999	2083	1530	1172	926	750	620	521	383	293
	38-2-104	13.6		C	9373	6249	4687	3749	3124	2678	2343	2063	1875	1704	1562	1339	1172
2-1/2" x 5/16"	38-4-105	16.2	1.739	U	23187	10905	5797	3710	2576	1893	1449	1145	927	767	644	473	362
	38-2-105	18.2		C	11593	7729	5797	4637	3864	3312	2898	2576	2319	2108	1932	1656	1449
2-1/2" x 3/8"	38-4-106	19.0	2.100	U	28000	12444	7000	4480	3111	2286	1750	1363	1120	926	776	571	437
	38-2-106	21.0		C	14000	9333	7000	5800	4667	4000	3500	3111	2800	2545	2333	2000	1750
2-3/4" x 1/4"	38-4-114	13.6	1.686	U	22480	9991	5620	3597	2498	1835	1405	1110	899	743	624	459	351
	38-2-114	14.7		C	11240	7493	5620	4496	3747	3211	2810	2498	2248	2044	1873	1606	1405

# HEAVY-DUTY STEEL WELDED GRATING

Bar Size	Symbol	Approx. Weight* Lbs./Sq. Ft.	Sec. Mod. Per Ft. Of Width	SPAN (LGTH. BRG. BAR)													
				1'-0"	1'-6"	2'-0"	2'-6"	3'-0"	3'-6"	4'-0"	4'-6"	5'-0"	5'-6"	6'-0"	7'-0"	8'-0"	
2-3/4" x 5/16"	38-4-115	17.6	2.104	U	28053	12468	7013	4489	3117	2290	1753	1385	1122	927	779	573	438
	38-2-115	19.6		C	14027	9351	7013	5611	4676	4008	3507	3117	2805	2550	2338	2004	1753
2-3/4" x 3/8"	38-4-116	20.7	2.520	U	33600	14933	8400	5376	3733	2743	2100	1659	1344	1111	933	686	525
	38-2-116	22.7		C	16800	11200	8400	6720	5600	4800	4200	3733	3360	3065	2800	2400	2100
3" x 1/4"	38-4-124	14.7	2.024	U	26987	11994	6747	4318	2999	2203	1687	1333	1079	892	750	551	422
	38-2-124	15.8		C	13493	8996	6747	5397	4498	3855	3373	2999	2699	2453	2249	1928	1687
3" x 5/16"	38-4-125	19.0	2.504	U	33387	14839	8347	5342	3710	2725	2087	1649	1335	1104	927	681	522
	38-2-125	21.0		C	16693	11129	8347	6677	5564	4770	4173	3710	3339	3035	2782	2385	2087
3" x 3/8"	38-4-126	22.7	3.024	U	40320	17920	10080	6451	4480	3291	2520	1991	1613	1333	1120	823	630
	38-2-126	24.7		C	20160	13440	10080	8064	6720	5760	5040	4480	4032	3665	3360	2880	2520
3-1/4" x 1/4"	38-4-134	15.8	2.355	U	31400	13956	7850	5024	3488	2563	1963	1551	1256	1038	872	641	491
	38-2-134	16.9		C	15700	10467	7850	6280	5233	4486	3925	3489	3140	2855	2617	2243	1963
3-1/4" x 5/16"	38-4-135	20.4	2.939	U	39187	17416	9797	6270	4354	3199	2449	1935	1567	1295	1089	800	612
	38-2-135	22.4		C	19593	13062	9797	7837	6531	5598	4898	4354	3919	3562	3266	2799	2449
3-1/4" x 3/8"	38-4-136	24.1	3.520	U	46933	20859	11733	7509	5215	3831	2933	2318	1877	1552	1304	958	733
	38-2-136	26.1		C	23467	15644	11733	9387	7822	6705	5867	5215	4693	4267	3911	3352	2933
3-1/2" x 1/4"	38-4-144	17.0	2.755	U	36733	16326	9183	5877	4081	2999	2296	1814	1489	1214	1020	750	574
	38-2-144	18.1		C	18367	12244	9183	7347	6122	5248	4592	4081	3673	3339	3061	2624	2296
3-1/2" x 5/16"	38-4-145	21.8	3.408	U	45440	20196	11360	7270	5049	3709	2840	2240	1818	1502	1262	927	710
	38-2-145	23.8		C	22720	15147	11360	9088	7573	6491	5680	5049	4544	4131	3787	3246	2840
3-1/2" x 3/8"	38-4-146	25.8	4.116	U	54880	24391	13720	8781	6098	4480	3430	2710	2195	1814	1524	1120	857
	38-2-146	27.8		C	27440	18293	13720	10976	9147	7840	6860	6098	5488	4989	4573	3920	3430
4" x 1/4"	38-4-164	19.3	3.667	U	48893	21730	12223	7823	5433	3991	3056	2414	1956	1616	1358	998	764
	38-2-164	20.4		C	24447	16298	12223	9779	8149	6985	6112	5433	4889	4445	4074	3492	3056
4" x 5/16"	38-4-165	24.7	4.451	U	59347	26376	14837	9495	6594	4845	3709	2931	2374	1952	1648	1211	927
	38-2-165	26.7		C	29673	19782	14837	11869	9891	8478	7418	6594	5905	5395	4946	4239	3709
4" x 3/8"	38-4-166	29.2	5.472	U	72960	32427	18240	11674	8107	5956	4560	3603	2918	2412	2027	1489	1140
	38-2-166	31.2		C	36480	24320	18240	14592	12160	10423	9120	8107	7296	6633	6080	5211	4560
4-1/2" x 1/4"	38-4-184	21.6	4.641	U	61880	27502	15470	9901	6876	5051	3867	3056	2475	2046	1719	1263	967
	38-2-184	22.7		C	30940	20627	15470	12376	10313	8840	7735	6876	6188	5625	5157	4420	3867
4-1/2" x 5/16"	38-4-185	27.5	5.634	U	75120	33387	18780	12019	8347	6132	4695	3710	3005	2483	2087	1533	1174
	38-2-185	29.5		C	37560	25040	18780	15024	12520	10731	9390	8347	7512	6829	6280	5368	4695
4-1/2" x 3/8"	38-4-186	32.6	6.925	U	92333	41037	23083	14773	10259	7537	5771	4560	3693	3052	2565	1884	1443
	38-2-186	34.6		C	46167	30778	23083	18467	15389	13190	11542	10259	9233	8394	7694	6595	5771
5" x 1/4"	38-4-204	23.8	5.729	U	76387	33950	19097	12222	8487	6236	4774	3772	3055	2525	2122	1559	1194
	38-2-204	24.9		C	38193	25462	19097	15277	12731	10912	9548	8487	7639	6944	6366	5458	4774
5" x 5/16"	38-4-205	30.3	6.955	U	92733	41215	23183	14837	10304	7570	5796	4579	3709	3068	2576	1893	1449
	38-2-205	32.3		C	46367	30911	23183	18547	15456	13248	11592	10304	9273	8430	7728	6624	5796
5" x 3/8"	38-4-206	36.0	8.549	U	113987	50661	28497	18238	12665	9305	7124	5829	4559	3768	3166	2326	1781
	38-2-206	38.0		C	56993	37996	28497	22797	18998	16284	14248	12665	11399	10362	9499	8142	7124

\*Weight depends on panel width, cross bar selection, mill tolerance and manufacturing tolerance.

## PANEL WIDTH CHART IN INCHES

DIMENSIONS SHOWN ARE OUT TO OUT OF BEARING BARS

Size of Crossrod	No. of Bars	2	3	4	5	6	7	8	9	10	11	12	13	14	15	16
3/8" Dia.	1/4" Bar	2 5/8	5	7 3/8	9 3/4	12 1/8	14 1/2	16 7/8	19 1/4	21 5/8	24	26 3/8	28 3/4	31 1/8	33 1/2	35 7/8
1/2" Dia.	5/16" Bar	2 11/16	5 1/16	7 7/16	9 13/16	12 3/16	14 9/16	16 15/16	19 5/16	21 11/16	24 1/16	26 7/16	28 13/16	31 3/16	33 9/16	35 15/16
1/2" Dia.	3/8" Bar	2 3/4	5 1/8	7 1/2	9 7/8	12 1/4	14 5/8	17	19 3/8	21 3/4	24 1/8	26 1/2	28 7/8	31 1/4	33 5/8	36